

The EMS-41 is an ultra-compact loudspeaker intended for a wide variety of near field and background sound applications - particularly where a very compact and discreet solution is required to be distributed over wide areas, yet whilst still retaining high SPL capability and exceptional intelligibility. With its space-saving coaxial design, this loudspeaker will blend unobtrusively and easily into many venue types and styles.

FEATURES AND BENEFITS

- Coaxial design for true point-source performance
- Genuine plywood cabinet for sonic benefit over plastic
- 4"/0.85" coaxial drive unit
- True passive design - no corrective DSP required
- Ultra-compact size
- Flexible rigging and mounting options
- Horizontal yoke included
- Black and white textured paint as standard
- RAL colour options

APPLICATIONS

- Nearfield monitoring
- Background music
- Theatrical spot effects
- Fills and delays
- Corporate and audio-visual
- Studio monitoring

The EMS-41 is a two-way passive coaxial loudspeaker, using a 4" (102mm) low frequency transducer and coaxially mounted 0.85" (21.6mm) high frequency compression driver. The enclosure is an infinite baffle design designed to provide a much smoother LF roll off and extended bass response than would be expected from an enclosure of this size.

The drive unit is housed within a compact, sealed enclosure constructed from premium 12mm (1/2") and 18mm (3/4") multi-laminate Birch plywood with curved, trapezoidal sides designed for a pleasing aesthetic suitable for many venue types. Three M8 threaded fixings are incorporated around the enclosure (one top, one bottom, and one on the rear) for attachment of rigging hardware and safeties. The enclosure includes a pair of Neutrik® speakON™ NL4 connectors for input and enclosure link, as well as a 4-pole Phoenix connector with mating connector supplied.

A tough perforated steel grille protects the drive units from damage, and



can be quickly removed for service purposes. The enclosure is finished in black or white textured paint as standard, however RAL colour matching options are also available.

The EMS-41 is ideal for theatrical spot effects, fill loudspeakers and delays, background sound, as well as for corporate and AV use. Due to the discreet appearance, the EMS-41 can also find use in domestic AV systems and studio monitoring. For ease of use, the EMS-41 is supplied with an adjustable horizontal mounting yoke, and further optional accessories are available for single-point mounting from the rear

The EMS-41 requires a single amplifier channel, and should be used with professional power amplifiers capable of delivering 150-250W RMS into a 12-ohm load. For optimal results, the DQ Series Advanced System Amplifiers should be used.

TECHNICAL SPECIFICATIONS

ENCLOSURE TYPE:	Infinite baffle, coaxial
DIMENSIONS: (HxWxD)	150 (5.9) x 120 (4.7) x 130 (5.1) mm/(ins)
NET/SHIPPING WEIGHT:	1.6/2.4kg (3.5/5.3lbs)
FREQUENCY RESPONSE ¹ :	100Hz – 18kHz ± 3dB
SENSITIVITY ² :	86dB
DISPERSION ³ :	80° conical
DRIVE UNITS:	Coaxial neodymium 4" (100mm) LF / 0.85" (21.5mm) exit HF
LOUDSPEAKERS PER AMPLIFIER	DQ6: 6 per channel, DQ10: 6 per channel, DQ20: 6 per channel
POWER HANDLING:	125W RMS, 250W program
MAXIMUM SPL ⁴ :	110dB continuous, 116dB peak
NOMINAL IMPEDANCE:	12 ohms
CROSSOVER:	Asymmetric internal passive
CONNECTORS:	2 x Neutrik® speakON™ NL4, Phoenix connector
ENCLOSURE:	12mm/18mm (1/2" / 3/4") multi-laminate Birch plywood Finished in impact resistant textured paint
RIGGING & HARDWARE:	3 x M8 threaded mounting points. Horizontal yoke supplied as standard
GRILLE:	Perforated steel
OPTIONS:	Colours
SPARE PARTS	CAD-401 4"/0.85" coaxial drive unit PX-41 passive crossover assembly RG-41 replacement grille

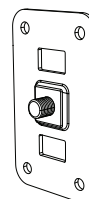
NOTES ON MEASUREMENT CONDITIONS:

¹Measured on-axis at 2m in an anechoic environment and referenced to 1m. ²Measured in half space at 2m with 4W sine wave input and referenced to 1m. ³Nominal dispersion, measured in an anechoic environment and averaged over stated bandwidth. ⁴Calculated and verified by subjective listening test of familiar program material.

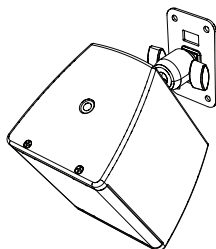
RIGGING ACCESSORIES



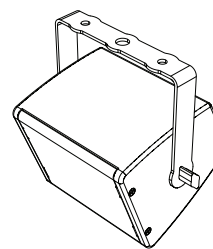
BM-41



WP-41



BM-41 and WP-41



YK-41h (supplied)

ENCLOSURE OPTIONS

EMS-41 loudspeakers are available as standard in black or white textured paint finish. Custom RAL colours can be supplied on request; extended lead times and setup costs apply. Please contact your local EM Acoustics representative for details.

ENGINEERING DRAWING

